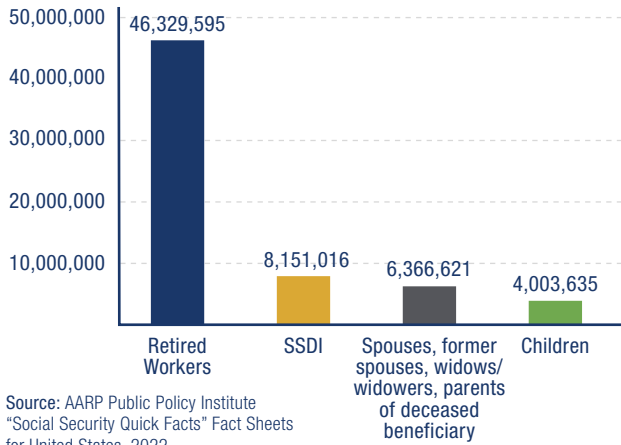


2023 H A R K I N RETIREMENT SECURITY SYMPOSIUM

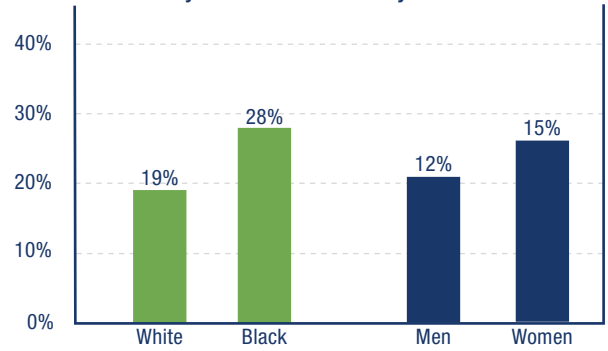
Social Security Fact Sheet

Number of Americans Who Receive Social Security Benefits by Type



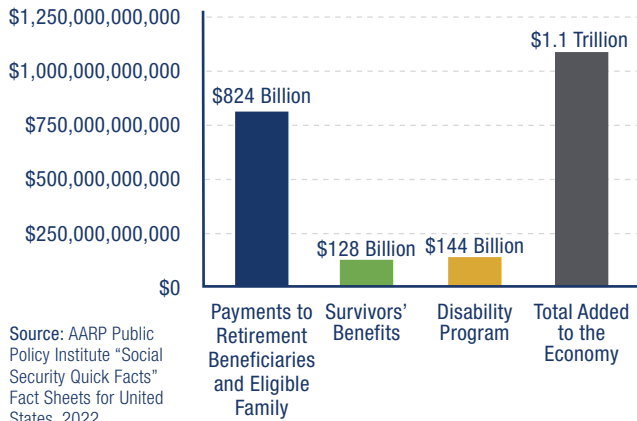
Source: AARP Public Policy Institute "Social Security Quick Facts" Fact Sheets for United States, 2022.

Percentage of Adults 65+ Who Rely on Social Security for 90% of Income by Race and Gender



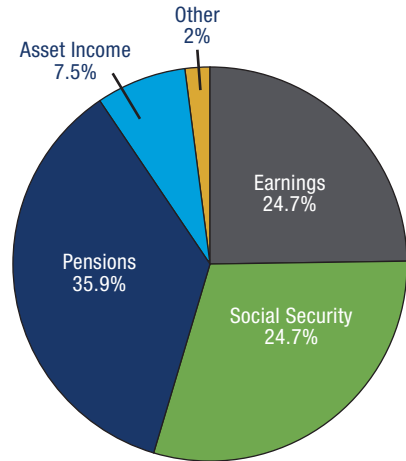
Source: AARP Public Policy Institute "Social Security Quick Facts" Fact Sheets for United States and Iowa, 2022.

Economic Impact from Social Security in the United States



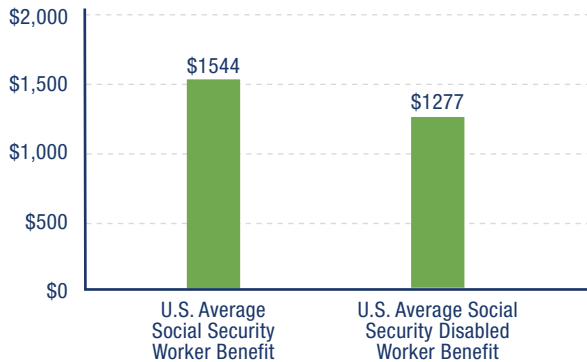
Source: AARP Public Policy Institute "Social Security Quick Facts" Fact Sheets for United States, 2022.

Percentage Distribution of Aggregate Income Among Adults 65+ by Source



Source: Social Security Administration, ORES Working Paper Series; "Improving the Measurement of Retirement Income of the Aged Population, 2021. Irena Dushi and Brad Trenkamp.

Average Worker Benefits Per Month in The United States



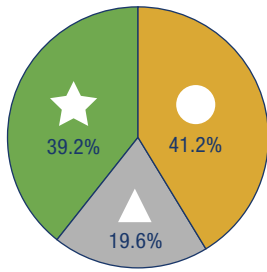
Source: AARP Public Policy Institute "Social Security Quick Facts" Fact Sheets for United States and Iowa, 2022.

How Social Security Effects Individuals in Poverty

United States	
Number of individuals aged 65 and older lifted out of poverty by SS	16.1 million
Reduction in proportion of individuals below the poverty line	Reduced from 37.8% to 9%

Source: AARP Public Policy Institute "Social Security Quick Facts" Fact Sheets for United States and Iowa, 2022.

Percentage of Adults 65+ Reliant on Social Security for Income in the U.S.



Less than 50% of income from Social Security



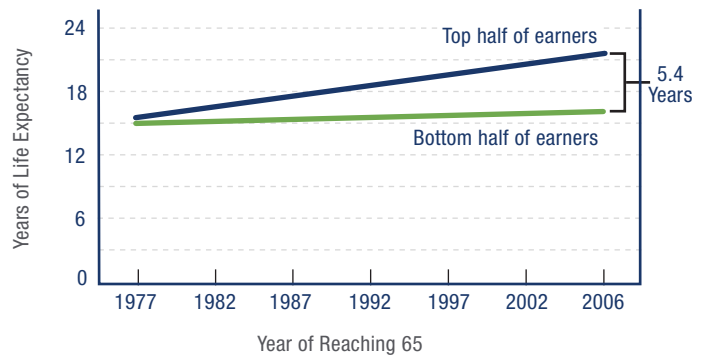
More than 90% of income from Social Security



At least 50% of income from Social Security

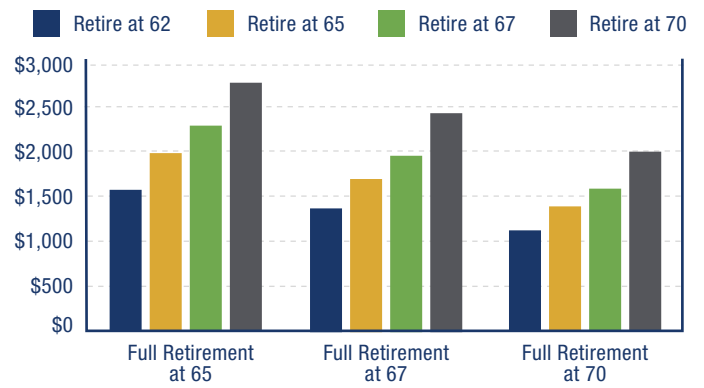
Source: AARP Public Policy Institute "Social Security Quick Facts" Fact Sheets for United States, 2022.

Life Expectancy Rising Faster for High-Earning Men



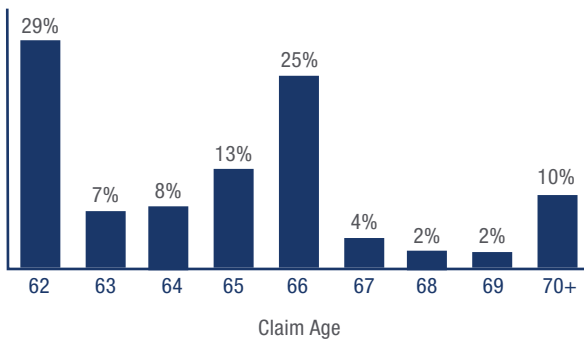
Source: Center for Budget and Policy Priorities

Raising Social Security's Full Retirement Age Cuts Benefits for All New Retirees



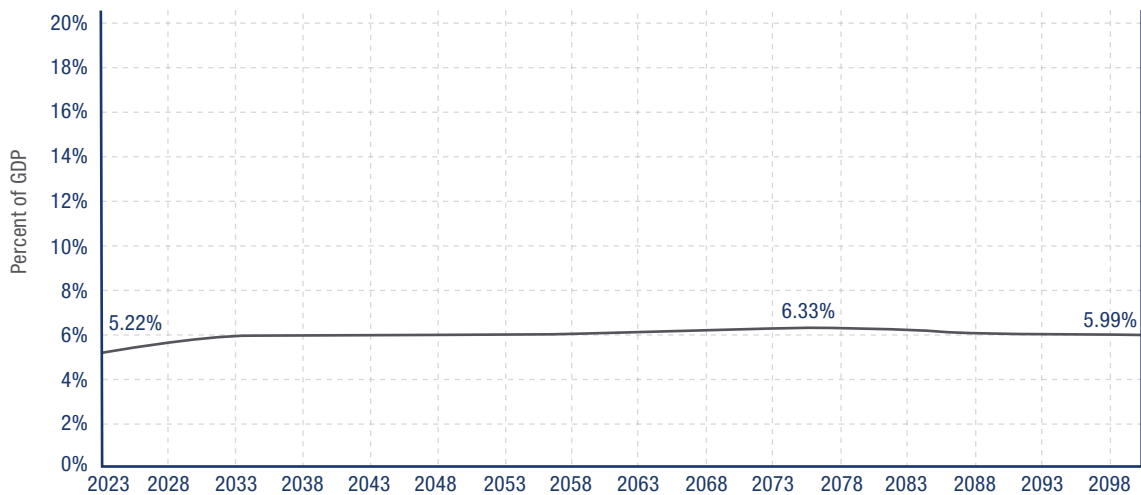
Source: Center for Budget and Policy Priorities

Most Retired Workers Claim Before the Full Retirement Age



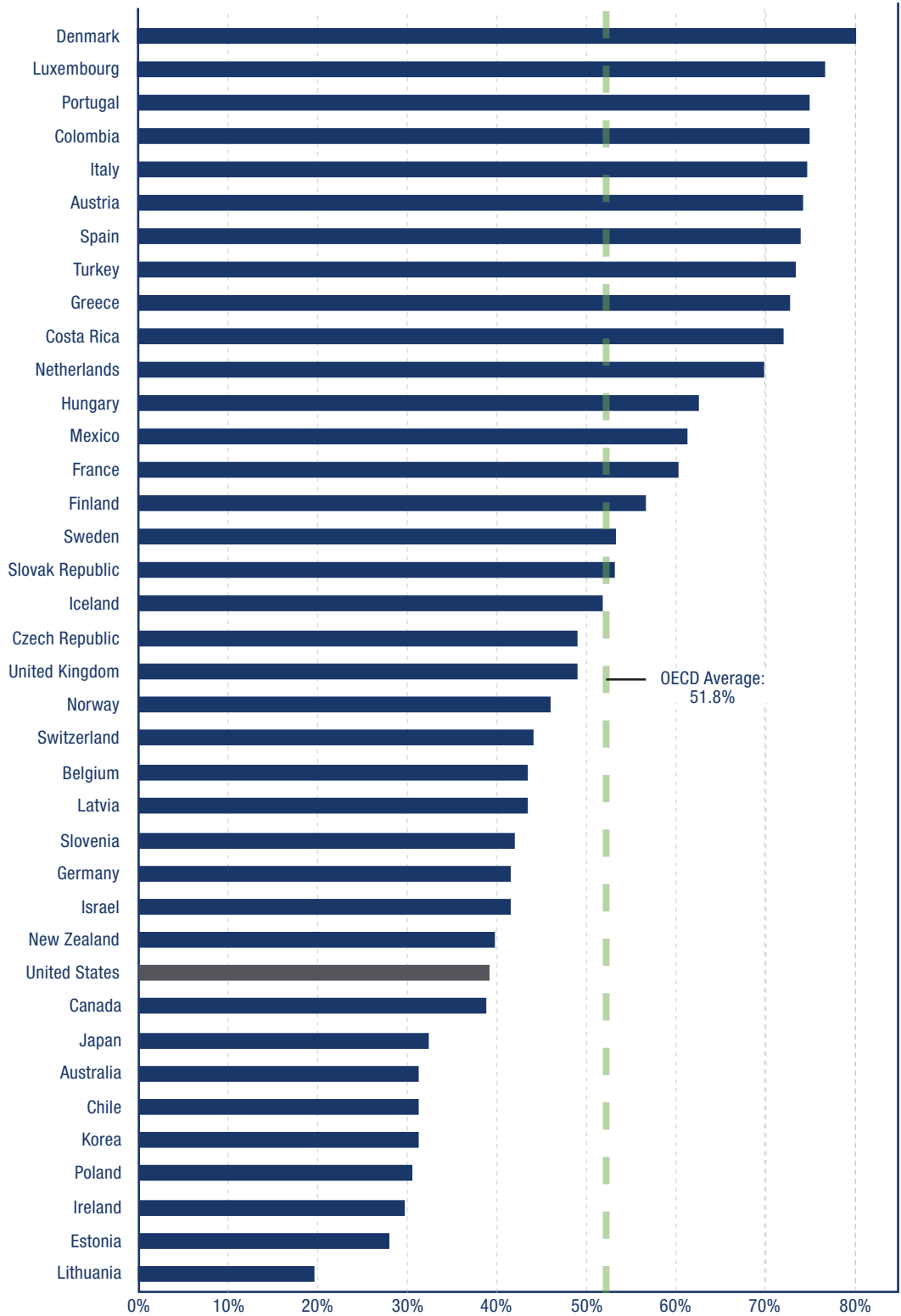
Source: Center for Budget and Policy Priorities

Social Security as a Percent of GDP



Source: 2023 Social Security Trustees Report

Social Security Benefits for Average Worker as a Percentage of Earnings



Source: Organisation for Economic Co-operation and Development, Pensions at a Glance 2021: Retirement Systems in OECD Countries